

Scaled data based on original data using
LM-79-08 Approved Method: Electrical and Photometric Measurements of Solid-
State Lighting Products

Test Report Prepared for
Cooper Lighting Solutions
(formerly Eaton)

Brand: McGRAW-EDISON

Report Number: P227550

Luminaire Tested: **ISS-AF-1200-LED-E1-T2-7030-ULG**

Issue Date: 3/3/2020

Test Information

Test Method: LM-79-08
Report Number: P227550
TEST IS SCALED FROM IESNA LM-79-08 TEST DATA (P29758)-DOWNLIGHT AND
Test Lab: INNOVATION CENTER-P2
Issue Date: 3/3/2020
Manufacturer: COOPER LIGHTING SOLUTIONS (FORMERLY EATON)
Product Line: MCGRAW-EDISON
Catalog Number: ISS-AF-1200-LED-E1-T2-7030-ULG
Description: IMPACT ELITE LED QUATER SPHERE LUMINAIRE WITH UPLIGHT
LIGHT SQUARE WITH ACCULED OPTICS-TYPE II, WITH UPLIGHT GLOW
Light Source: (16) 3000K CCT, 70 CRI LEDs and (1) UPLIGHT LED
Ballast/Driver: ELECTRONIC DRIVER

Summary

Lumens per Lamp: N/A
Luminaire Lumens: 7130.2 lumens
Efficiency: N/A
Efficacy: 86.2 lumens/watt
Luminous Opening: Rectangular w/ Sides (W: 0.5' x L: 0.5' x H: 0.54')
IES Classification: Type II - Medium - Non-Cutoff
BUG Rating: B1 - U5 - G2

Input Watts (W): 82.7
Input Voltage (V): 120
Input Current (Ain): NR
Voltage Rise (V): NR
Power Factor: NR
Total Harmonic Distortion (THDi): NR
Frequency (hertz): 60
Stabilization Time: NR
Operation Time: NR
Ambient Temperature (°C): NR
Test Distance: 25 FT

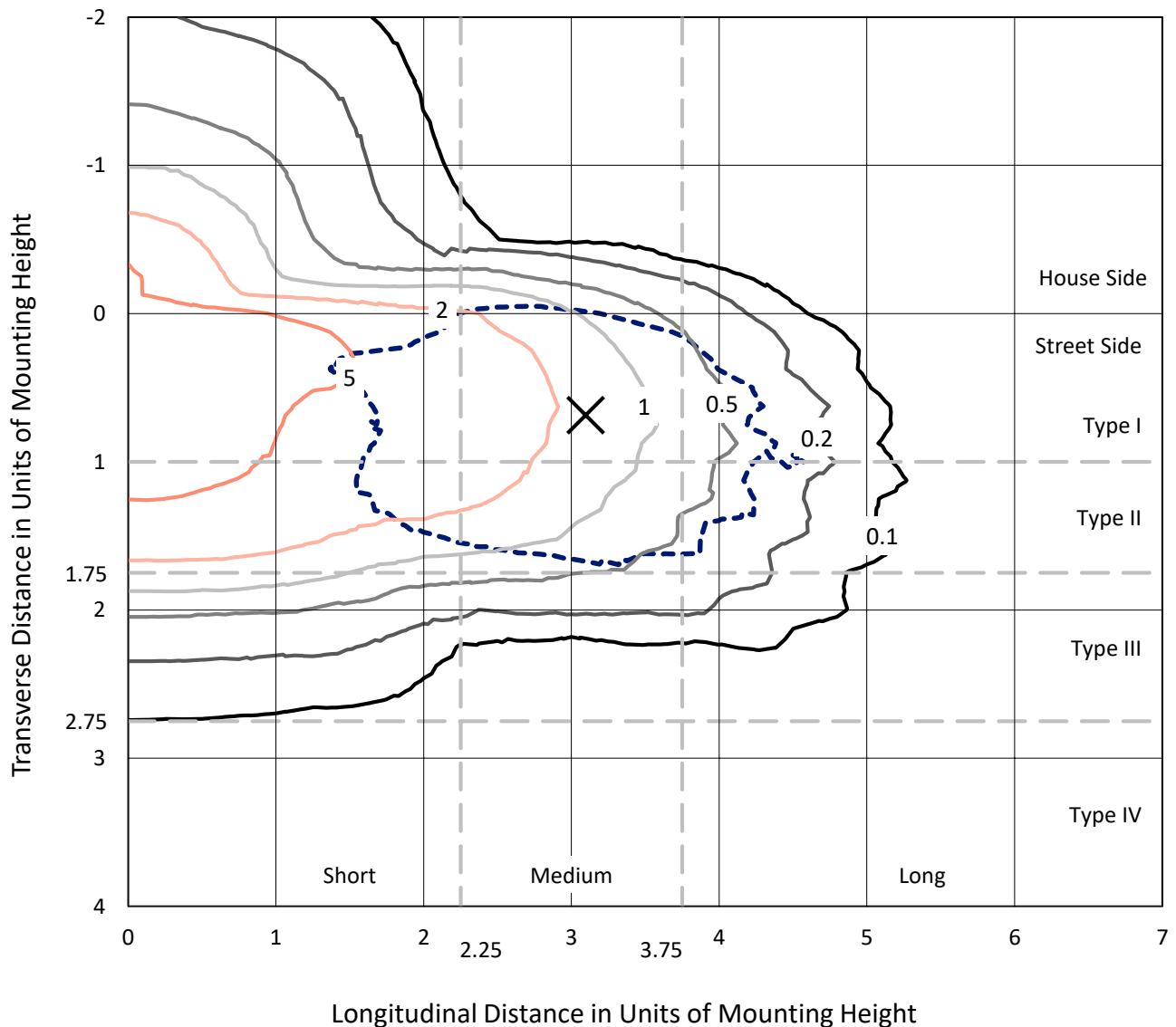


REPORT NUMBER: P227550

CATALOG NUMBER: ISS-AF-1200-LED-E1-T2-7030-ULG

Iso-Footcandle Lines of Horizontal Illumination

× Max cd
 - - - 1/2 Max cd

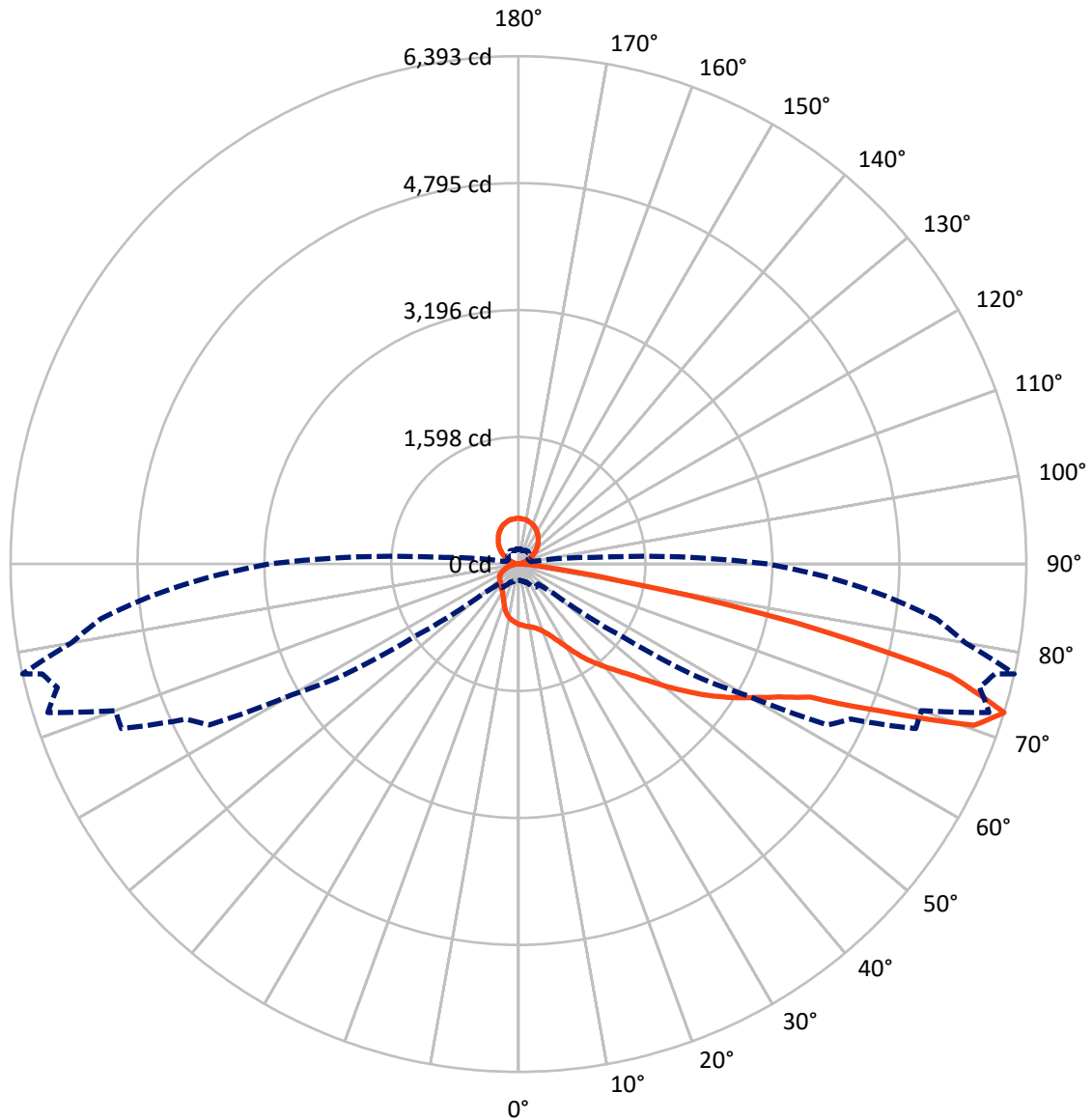


Based on 10 foot mounting height. Maximum calculated value = 9.3 fc
 Type II - Medium - Non-Cutoff

REPORT NUMBER: P227550

CATALOG NUMBER: ISS-AF-1200-LED-E1-T2-7030-ULG

Luminous Intensity Polar Plot



— Vertical Plane Through 77.5-Deg Lateral - - - Horizontal Cone Through 72.5-Deg Vertical

REPORT NUMBER: P227550

CATALOG NUMBER: ISS-AF-1200-LED-E1-T2-7030-ULG

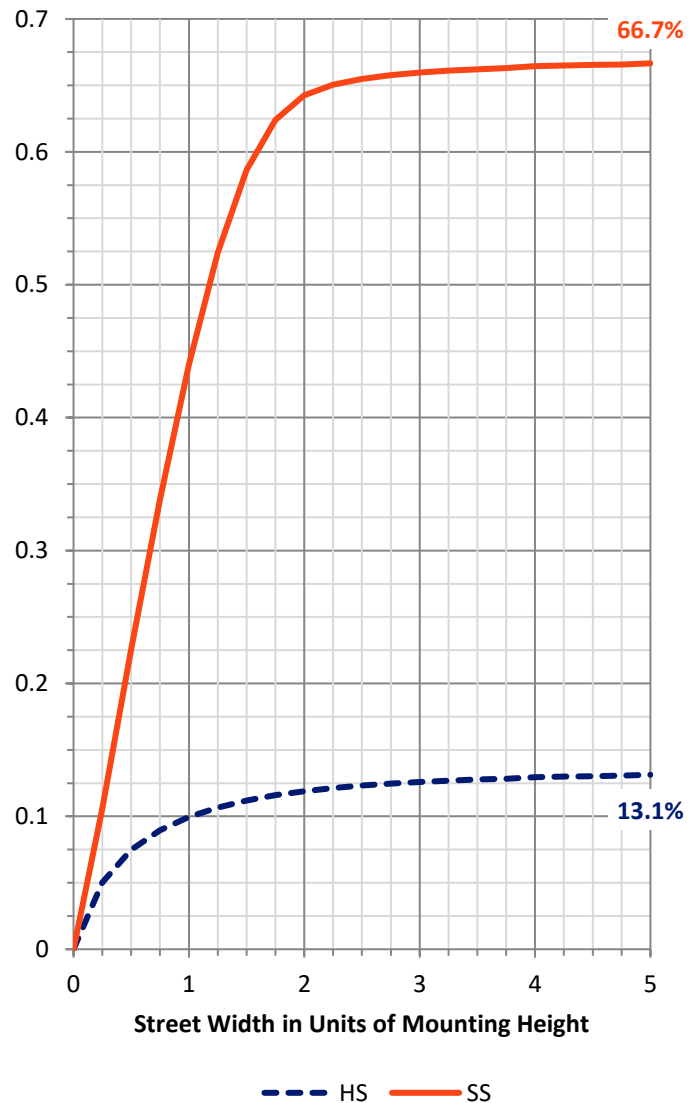
FLUX DISTRIBUTION:

		Downward	Upward	Total
House Side	Lumens	945.1	713.1	1658.2
	% Fixture	13.3	10.0	23.3
Street Side	Lumens	4758.9	713.1	5471.9
	% Fixture	66.7	10.0	76.7
Total	Lumens	5704.0	1426.2	7130.2
	% Fixture	80.0	20.0	100.0

Coefficient of Utilization

ZONAL LUMENS:

Zone	Lumens	% Fixture
0°-10°	70.7	1.0
10°-20°	216.9	3.0
20°-30°	385.1	5.4
30°-40°	610.1	8.6
40°-50°	915.2	12.8
50°-60°	1186.0	16.6
60°-70°	1347.6	18.9
70°-80°	894.2	12.5
80°-90°	78.2	1.1
90°-100°	4.7	0.1
100°-110°	69.0	1.0
110°-120°	153.0	2.1
120°-130°	223.9	3.1
130°-140°	265.6	3.7
140°-150°	269.3	3.8
150°-160°	231.1	3.2
160°-170°	155.1	2.2
170°-180°	54.3	0.8
0°-90°	5704.0	80.0
0°-180°	7130.2	100.0



REPORT NUMBER: P227550

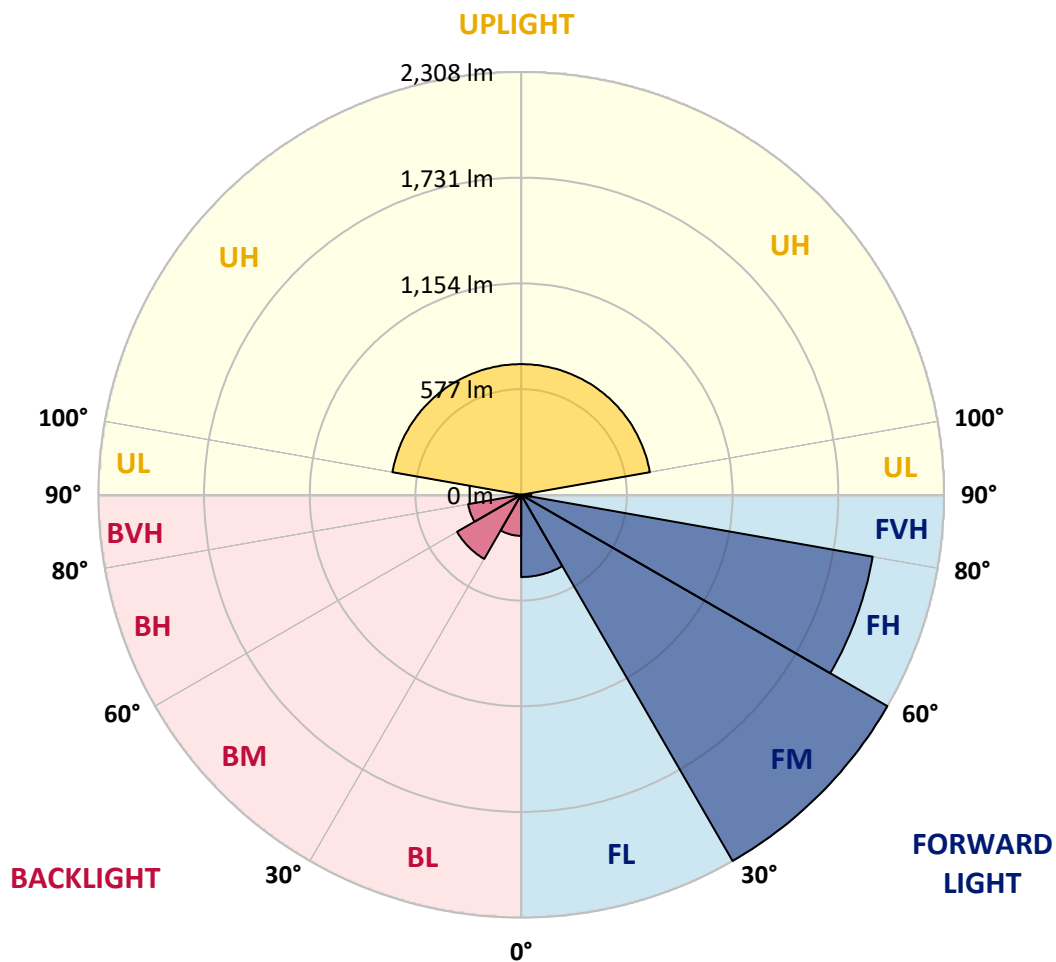
CATALOG NUMBER: ISS-AF-1200-LED-E1-T2-7030-ULG

LUMINAIRE CLASSIFICATION SYSTEM LUMEN TABLE AND BUG RATING:

Zone	Lumens	% Fixture	Zone Rating/Lumen Limit		
			B	U	G
FL (0°-30°)	448.7	6.3			
FM (30°-60°)	2307.6	32.4			
FH (60°-80°)	1947.9	27.3			G2/5000
FVH (80°-90°)	54.7	0.8			G1/100
BL (0°-30°)	223.9	3.1	B1/500		
BM (30°-60°)	403.7	5.7	B1/1000		
BH (60°-80°)	293.9	4.1	B1/500		G1/500
BVH (80°-90°)	23.6	0.3			G1/100
UL (90°-100°)	4.7	0.1		U1/10	
UH (100°-180°)	713.1	10.0		U4/1000	

BUG Rating: B1-U5-G2

Type II Medium





REPORT NUMBER: P227550

CATALOG NUMBER: ISS-AF-1200-LED-E1-T2-7030-ULG

CANDELA DISTRIBUTION (FULL):

	0°	5°	15°	25°	35°	37.5°	40°	42.5°	45°	47.5°	50°
0°	761.6	761.6	761.6	761.6	761.6	761.6	761.6	761.6	761.6	761.6	761.6
2.5°	825.0	821.2	819.3	815.4	811.6	809.7	803.9	800.0	805.8	803.9	803.9
5°	886.6	882.7	877.0	871.2	863.5	857.7	852.0	846.2	850.1	846.2	842.4
7.5°	936.6	932.7	925.1	919.3	911.6	903.9	896.2	894.3	890.4	884.7	882.7
10°	965.4	961.6	957.8	953.9	942.4	936.6	927.0	921.2	923.1	915.4	915.4
12.5°	992.4	988.5	986.6	986.6	977.0	971.2	967.4	961.6	965.4	953.9	950.1
15°	1017.4	1013.5	1007.8	1013.5	1011.6	1009.7	1007.8	1005.8	1011.6	1000.1	1002.0
17.5°	1057.8	1055.8	1044.3	1036.6	1038.5	1044.3	1048.1	1046.2	1046.2	1040.4	1042.4
20°	1121.2	1121.2	1105.8	1092.4	1071.2	1071.2	1073.1	1071.2	1075.1	1078.9	1084.7
22.5°	1169.3	1165.5	1159.7	1148.1	1125.1	1105.8	1105.8	1098.1	1103.9	1105.8	1117.4
25°	1230.8	1227.0	1213.5	1213.5	1190.5	1165.5	1161.6	1150.1	1163.5	1138.5	1157.8
27.5°	1305.8	1302.0	1284.7	1277.0	1265.5	1234.7	1227.0	1228.9	1242.4	1205.8	1225.1
30°	1400.1	1396.2	1375.1	1353.9	1334.7	1302.0	1298.2	1296.2	1327.0	1284.7	1309.7
32.5°	1519.3	1519.3	1496.2	1467.4	1428.9	1384.7	1369.3	1371.2	1413.5	1367.4	1409.7
35°	1700.1	1677.0	1634.7	1590.5	1550.1	1498.2	1477.0	1473.2	1511.6	1465.5	1513.6
37.5°	1815.5	1800.1	1761.6	1729.0	1684.7	1634.7	1619.3	1625.1	1657.8	1590.5	1659.7
40°	1919.3	1917.4	1892.4	1871.3	1827.0	1777.0	1796.3	1873.2	1959.7	1829.0	1830.9
42.5°	1988.6	1992.4	1990.5	1992.4	1967.4	1915.5	1948.2	2055.9	2204.0	2127.1	2055.9
45°	2000.1	2013.6	2019.4	2057.8	2082.8	2052.0	2069.4	2182.8	2479.0	2598.2	2277.1
47.5°	2029.0	2042.4	2030.9	2077.0	2192.4	2190.5	2259.8	2302.1	2342.4	2361.7	2604.0
50°	2067.4	2092.4	2080.9	2119.4	2213.6	2267.4	2327.1	2380.9	2348.2	2227.1	2292.4
52.5°	2069.4	2098.2	2161.7	2200.1	2292.4	2280.9	2321.3	2292.4	2342.4	2217.4	2280.9
55°	1900.1	1905.9	2090.5	2284.8	2446.3	2413.6	2388.6	2323.2	2386.7	2230.9	2311.7
57.5°	1632.8	1652.0	1844.3	2171.3	2517.5	2546.3	2538.6	2532.8	2582.8	2375.1	2463.6
60°	1338.5	1361.6	1544.3	1929.0	2369.4	2444.4	2548.2	2611.7	2740.5	2657.9	2804.0
62.5°	834.7	852.0	1053.9	1534.7	2090.5	2238.6	2390.5	2465.5	2652.1	2690.5	2938.6
65°	398.1	403.9	482.7	834.7	1519.3	1798.2	2023.2	2182.8	2411.7	2584.8	2919.4
67.5°	309.6	311.6	340.4	444.3	778.9	965.4	1221.2	1432.8	1677.0	2150.1	2565.5
70°	248.1	248.1	271.2	326.9	482.7	507.7	573.1	644.3	748.1	1128.9	1465.5
72.5°	207.7	207.7	223.1	257.7	357.7	363.5	359.6	353.9	353.9	446.2	569.3
75°	175.0	173.1	182.7	205.8	265.4	273.1	269.2	255.8	240.4	240.4	271.2
77.5°	142.3	142.3	150.0	161.5	192.3	196.2	196.2	184.6	171.2	173.1	186.5
80°	111.5	111.5	117.3	125.0	134.6	132.7	132.7	121.2	111.5	109.6	117.3
82.5°	80.8	82.7	96.2	90.4	86.5	80.8	80.8	78.9	71.2	65.4	69.2
85°	25.0	26.9	46.2	53.8	44.2	36.5	34.6	28.8	30.8	25.0	28.8
87.5°	0.0	0.0	0.0	0.0	1.9	0.0	0.0	0.0	1.9	0.0	1.9
90°	0.0	0.0	0.0	0.0	0.0	0.0	0.0	0.0	0.0	0.0	0.0
92.5°	0.0	0.0	0.0	0.0	0.0	0.0	0.0	0.0	0.0	0.0	0.0
95°	1.0	1.0	1.0	1.0	1.0	1.0	1.0	1.0	1.0	1.0	1.0
97.5°	2.0	2.0	2.0	3.0	4.0	5.2	6.5	7.8	9.0	10.0	11.0
100°	8.0	8.0	10.0	14.0	22.0	24.0	26.0	28.0	30.0	30.5	31.0
102.5°	28.0	28.0	32.0	38.0	45.0	46.2	47.5	48.8	50.0	50.2	50.5
105°	54.0	54.0	56.0	61.0	66.0	67.0	68.0	69.0	70.0	70.2	70.5
107.5°	78.0	77.0	80.0	84.0	88.0	88.8	89.5	90.2	91.0	91.5	92.0
110°	101.0	102.0	103.0	106.0	110.0	110.5	111.0	111.5	112.0	112.5	113.0



REPORT NUMBER: P227550

CATALOG NUMBER: ISS-AF-1200-LED-E1-T2-7030-ULG

CANDELA DISTRIBUTION (continued):

	0°	5°	15°	25°	35°	37.5°	40°	42.5°	45°	47.5°	50°
112.5°	124.0	124.0	126.0	129.0	132.0	132.5	133.0	133.5	134.0	134.5	135.0
115°	146.0	147.0	149.0	151.0	154.0	154.5	155.0	155.5	156.0	156.5	157.0
117.5°	169.0	170.0	172.0	174.0	177.0	177.5	178.0	178.5	179.0	179.2	179.5
120°	193.0	195.0	196.0	198.0	201.0	201.2	201.5	201.8	202.0	202.5	203.0
122.5°	219.0	220.0	221.0	223.0	226.0	226.2	226.5	226.8	227.0	227.2	227.5
125°	244.0	246.0	247.0	248.0	251.0	251.2	251.5	251.8	252.0	252.2	252.5
127.5°	267.0	269.0	270.0	272.0	274.0	274.5	275.0	275.5	276.0	276.5	277.0
130°	290.0	292.0	293.0	294.0	298.0	298.2	298.5	298.8	299.0	299.5	300.0
132.5°	313.0	314.0	317.0	318.0	321.0	321.2	321.5	321.8	322.0	322.8	323.5
135°	336.0	337.0	339.0	341.0	345.0	345.0	345.0	345.0	345.0	345.8	346.5
137.5°	359.0	360.0	363.0	364.0	367.0	367.0	367.0	367.0	367.0	367.5	368.0
140°	382.0	383.0	385.0	386.0	388.0	388.2	388.5	388.8	389.0	389.2	389.5
142.5°	404.0	406.0	408.0	407.0	410.0	410.0	410.0	410.0	410.0	410.5	411.0
145°	425.0	426.0	428.0	428.0	431.0	431.2	431.5	431.8	432.0	432.5	433.0
147.5°	444.0	444.0	447.0	448.0	452.0	452.2	452.5	452.8	453.0	453.2	453.5
150°	461.0	462.0	464.0	465.0	469.0	469.2	469.5	469.8	470.0	470.2	470.5
152.5°	479.0	480.0	483.0	482.0	485.0	485.2	485.5	485.8	486.0	486.2	486.5
155°	499.0	500.0	502.0	501.0	503.0	503.0	503.0	503.0	503.0	503.2	503.5
157.5°	513.0	515.0	517.0	516.0	519.0	519.0	519.0	519.0	519.0	519.0	519.0
160°	525.0	527.0	529.0	529.0	532.0	532.0	532.0	532.0	532.0	532.0	532.0
162.5°	535.0	536.0	539.0	538.0	541.0	541.0	541.0	541.0	541.0	541.2	541.5
165°	546.0	547.0	549.0	548.0	552.0	552.0	552.0	552.0	552.0	552.2	552.5
167.5°	555.0	556.0	559.0	558.0	561.0	560.8	560.5	560.2	560.0	560.0	560.0
170°	562.0	563.0	566.0	565.0	567.0	566.8	566.5	566.2	566.0	565.8	565.5
172.5°	565.0	566.0	569.0	567.0	569.0	568.8	568.5	568.2	568.0	568.2	568.5
175°	567.0	569.0	570.0	569.0	572.0	572.0	572.0	572.0	572.0	572.2	572.5
177.5°	572.0	573.0	575.0	574.0	578.0	577.8	577.5	577.2	577.0	577.0	577.0
180°	576.0	576.0	576.0	576.0	576.0	576.0	576.0	576.0	576.0	576.0	576.0



REPORT NUMBER: P227550

CATALOG NUMBER: ISS-AF-1200-LED-E1-T2-7030-ULG

CANDELA DISTRIBUTION (continued):

	52.5°	55°	57.5°	60°	62.5°	65°	67.5°	70°	72.5°	75°	77°
0°	761.6	761.6	761.6	761.6	761.6	761.6	761.6	761.6	761.6	761.6	761.6
2.5°	794.3	798.1	790.4	790.4	780.8	786.6	777.0	778.9	769.3	773.1	773.1
5°	832.7	834.7	825.0	821.2	811.6	811.6	802.0	802.0	788.5	792.4	788.5
7.5°	869.3	869.3	859.7	852.0	842.4	838.5	827.0	821.2	809.7	807.7	802.0
10°	900.1	900.1	886.6	878.9	867.4	861.6	846.2	840.4	827.0	817.4	811.6
12.5°	938.5	934.7	919.3	911.6	892.4	890.4	867.4	863.5	844.3	838.5	828.9
15°	984.7	988.5	963.5	961.6	934.7	932.7	902.0	900.1	871.2	869.3	855.8
17.5°	1034.7	1042.4	1021.2	1019.3	986.6	986.6	950.1	948.1	909.7	907.7	890.4
20°	1078.9	1088.5	1075.1	1078.9	1050.1	1052.0	1011.6	1011.6	957.8	953.9	938.5
22.5°	1119.3	1138.5	1127.0	1148.1	1119.3	1132.8	1078.9	1088.5	1025.1	1017.4	994.3
25°	1159.7	1184.7	1180.8	1215.5	1194.3	1217.4	1161.6	1180.8	1098.1	1103.9	1073.1
27.5°	1200.1	1232.8	1228.9	1278.9	1271.2	1317.4	1269.3	1290.5	1200.1	1205.8	1171.2
30°	1267.4	1303.9	1290.5	1342.4	1342.4	1417.4	1380.9	1413.5	1313.5	1325.1	1284.7
32.5°	1357.8	1400.1	1359.7	1427.0	1423.2	1521.2	1492.4	1548.2	1450.1	1465.5	1415.5
35°	1455.9	1523.2	1457.8	1532.8	1521.2	1623.2	1603.9	1694.3	1590.5	1607.8	1557.8
37.5°	1584.7	1665.5	1578.9	1644.3	1592.4	1709.7	1698.2	1821.3	1715.5	1759.7	1700.1
40°	1736.6	1800.1	1692.4	1748.2	1661.6	1782.8	1763.6	1932.8	1834.7	1905.9	1852.0
42.5°	1877.0	1921.3	1779.0	1848.2	1744.3	1867.4	1832.8	2036.7	1952.0	2061.7	2002.0
45°	2004.0	2054.0	1865.5	1942.4	1827.0	1961.7	1902.0	2136.7	2079.0	2244.4	2184.7
47.5°	2184.7	2111.7	1944.3	2044.4	1915.5	2063.6	1984.7	2254.0	2232.8	2467.5	2398.2
50°	2125.1	2173.2	2009.7	2113.6	1996.3	2177.1	2090.5	2394.4	2400.1	2709.8	2669.4
52.5°	2130.9	2211.7	2059.7	2204.0	2090.5	2334.8	2244.4	2563.6	2590.5	2944.4	2888.6
55°	2165.5	2284.8	2134.7	2329.0	2223.2	2509.8	2446.3	2746.3	2792.5	3165.6	3132.9
57.5°	2252.1	2417.5	2263.6	2517.5	2407.8	2709.8	2652.1	2934.8	2998.3	3386.7	3377.1
60°	2584.8	2780.9	2511.7	2792.5	2646.3	2936.7	2859.8	3132.9	3196.3	3598.3	3623.3
62.5°	2955.9	3296.4	3136.7	3429.1	3042.5	3336.7	3109.8	3377.1	3381.0	3825.2	3904.1
65°	3052.1	3575.2	3711.8	4256.0	4054.1	4356.0	3750.2	3929.1	3698.3	4238.7	4352.2
67.5°	3015.6	3656.0	4034.9	4648.4	4877.2	5404.2	5302.2	5240.7	4706.1	5094.5	5231.1
70°	2213.6	2892.5	3819.5	4442.6	5102.2	5448.4	5996.5	6052.3	6029.2	5975.4	6065.8
72.5°	1007.8	1580.9	2584.8	3296.4	4384.9	4617.6	5411.9	5396.5	6211.9	6010.0	6152.3
75°	396.2	609.7	1230.8	1840.5	3032.9	3319.4	4219.5	3996.4	5013.8	4717.6	5021.5
77.5°	217.3	273.1	461.6	790.4	1655.9	1807.8	2582.8	2209.7	3109.8	2596.3	2698.2
80°	130.8	163.5	211.6	300.0	703.9	744.3	1102.0	888.5	1271.2	965.4	936.6
82.5°	71.2	88.5	105.8	148.1	261.6	290.4	380.8	342.3	407.7	348.1	340.4
85°	28.8	38.5	40.4	59.6	86.5	100.0	121.2	130.8	159.6	146.2	142.3
87.5°	0.0	1.9	0.0	3.8	0.0	3.8	0.0	5.8	5.8	9.6	11.5
90°	0.0	0.0	0.0	0.0	0.0	0.0	0.0	0.0	0.0	0.0	0.0
92.5°	0.0	0.0	0.0	0.0	0.0	0.0	0.0	0.0	0.0	0.0	0.0
95°	1.0	1.0	1.0	1.0	1.0	1.0	1.0	1.0	1.0	1.0	1.0
97.5°	12.0	13.0	11.5	10.0	8.5	7.0	6.5	6.0	5.5	5.0	4.8
100°	31.5	32.0	31.5	31.0	30.5	30.0	29.2	28.5	27.8	27.0	26.8
102.5°	50.8	51.0	50.8	50.5	50.2	50.0	49.5	49.0	48.5	48.0	48.2
105°	70.8	71.0	71.0	71.0	71.0	71.0	70.5	70.0	69.5	69.0	69.4
107.5°	92.5	93.0	92.8	92.5	92.2	92.0	91.8	91.5	91.2	91.0	91.2
110°	113.5	114.0	114.0	114.0	114.0	114.0	113.8	113.5	113.2	113.0	113.2



REPORT NUMBER: P227550

CATALOG NUMBER: ISS-AF-1200-LED-E1-T2-7030-ULG

CANDELA DISTRIBUTION (continued):

	52.5°	55°	57.5°	60°	62.5°	65°	67.5°	70°	72.5°	75°	77°
112.5°	135.5	136.0	136.0	136.0	136.0	136.0	135.8	135.5	135.2	135.0	135.4
115°	157.5	158.0	158.0	158.0	158.0	158.0	158.0	158.0	158.0	158.0	158.4
117.5°	179.8	180.0	180.2	180.5	180.8	181.0	180.8	180.5	180.2	180.0	180.4
120°	203.5	204.0	204.0	204.0	204.0	204.0	204.0	204.0	204.0	204.0	204.4
122.5°	227.8	228.0	228.0	228.0	228.0	228.0	228.2	228.5	228.8	229.0	229.8
125°	252.8	253.0	253.2	253.5	253.8	254.0	254.0	254.0	254.0	254.0	254.6
127.5°	277.5	278.0	277.8	277.5	277.2	277.0	277.2	277.5	277.8	278.0	278.6
130°	300.5	301.0	301.0	301.0	301.0	301.0	301.2	301.5	301.8	302.0	302.6
132.5°	324.2	325.0	325.0	325.0	325.0	325.0	325.2	325.5	325.8	326.0	326.6
135°	347.2	348.0	348.0	348.0	348.0	348.0	348.2	348.5	348.8	349.0	349.4
137.5°	368.5	369.0	369.0	369.0	369.0	369.0	369.2	369.5	369.8	370.0	370.8
140°	389.8	390.0	390.0	390.0	390.0	390.0	390.5	391.0	391.5	392.0	392.8
142.5°	411.5	412.0	412.0	412.0	412.0	412.0	412.2	412.5	412.8	413.0	413.6
145°	433.5	434.0	433.8	433.5	433.2	433.0	433.2	433.5	433.8	434.0	434.6
147.5°	453.8	454.0	453.5	453.0	452.5	452.0	452.2	452.5	452.8	453.0	453.6
150°	470.8	471.0	470.5	470.0	469.5	469.0	469.0	469.0	469.0	469.0	469.8
152.5°	486.8	487.0	486.8	486.5	486.2	486.0	486.0	486.0	486.0	486.0	486.6
155°	503.8	504.0	503.8	503.5	503.2	503.0	503.2	503.5	503.8	504.0	504.6
157.5°	519.0	519.0	518.5	518.0	517.5	517.0	517.2	517.5	517.8	518.0	519.0
160°	532.0	532.0	531.5	531.0	530.5	530.0	530.0	530.0	530.0	530.0	530.6
162.5°	541.8	542.0	541.5	541.0	540.5	540.0	539.5	539.0	538.5	538.0	538.4
165°	552.8	553.0	552.2	551.5	550.8	550.0	549.5	549.0	548.5	548.0	548.4
167.5°	560.0	560.0	559.5	559.0	558.5	558.0	558.2	558.5	558.8	559.0	559.8
170°	565.2	565.0	564.8	564.5	564.2	564.0	564.5	565.0	565.5	566.0	567.0
172.5°	568.8	569.0	568.5	568.0	567.5	567.0	567.2	567.5	567.8	568.0	568.6
175°	572.8	573.0	572.2	571.5	570.8	570.0	569.5	569.0	568.5	568.0	568.6
177.5°	577.0	577.0	576.2	575.5	574.8	574.0	574.0	574.0	574.0	574.0	574.6
180°	576.0	576.0	576.0	576.0	576.0	576.0	576.0	576.0	576.0	576.0	576.0



REPORT NUMBER: P227550

CATALOG NUMBER: ISS-AF-1200-LED-E1-T2-7030-ULG

CANDELA DISTRIBUTION (continued):

	77.5°	80°	82.5°	85°	87.5°	90°	95°	100°	102.5°	105°	107.5°
0°	761.6	761.6	761.6	761.6	761.6	761.6	761.6	761.6	761.6	761.6	761.6
2.5°	767.4	773.1	765.4	765.4	755.8	761.6	755.8	750.0	740.4	742.4	728.9
5°	780.8	784.7	775.0	771.2	765.4	763.5	752.0	740.4	727.0	727.0	711.6
7.5°	794.3	794.3	780.8	780.8	767.4	763.5	746.2	727.0	707.7	705.8	682.7
10°	802.0	800.0	782.7	782.7	763.5	761.6	740.4	711.6	684.7	677.0	644.3
12.5°	817.4	815.4	794.3	790.4	765.4	765.4	734.7	696.2	657.7	644.3	598.1
15°	836.6	838.5	813.5	807.7	778.9	777.0	734.7	677.0	625.0	603.9	548.1
17.5°	867.4	869.3	834.7	828.9	794.3	788.5	736.6	653.9	580.8	557.7	507.7
20°	907.7	902.0	855.8	853.9	807.7	802.0	734.7	619.3	536.6	513.5	469.3
22.5°	957.8	952.0	892.4	886.6	832.7	823.1	732.7	582.7	496.2	471.2	442.3
25°	1027.0	1019.3	946.2	938.5	871.2	855.8	730.8	544.3	461.6	442.3	425.0
27.5°	1113.5	1098.1	1009.7	1002.0	911.6	892.4	723.1	500.0	426.9	413.5	405.8
30°	1217.4	1203.9	1090.5	1078.9	965.4	940.4	715.4	459.6	401.9	396.2	390.4
32.5°	1340.5	1327.0	1188.5	1175.1	1034.7	998.1	702.0	426.9	386.6	386.6	378.9
35°	1469.3	1457.8	1294.3	1284.7	1111.6	1063.5	684.7	398.1	373.1	373.1	365.4
37.5°	1584.7	1594.3	1409.7	1402.0	1188.5	1128.9	665.4	378.9	361.6	357.7	350.0
40°	1709.7	1732.8	1517.4	1523.2	1269.3	1198.1	642.3	363.5	348.1	344.3	342.3
42.5°	1836.6	1880.9	1630.9	1652.0	1350.1	1269.3	625.0	353.9	342.3	334.6	332.7
45°	1994.4	2057.8	1771.3	1811.6	1444.3	1355.9	619.3	342.3	325.0	315.4	309.6
47.5°	2190.5	2275.1	1944.3	1990.5	1569.3	1459.7	630.8	338.5	313.5	301.9	290.4
50°	2423.2	2504.0	2150.1	2169.4	1709.7	1573.2	655.8	344.3	309.6	292.3	275.0
52.5°	2669.4	2730.9	2367.5	2346.3	1855.9	1684.7	684.7	346.2	300.0	282.7	261.6
55°	2923.3	2957.9	2569.4	2513.6	1988.6	1796.3	723.1	344.3	292.3	273.1	246.2
57.5°	3171.3	3182.9	2748.2	2694.4	2119.4	1929.0	771.2	338.5	280.8	261.6	232.7
60°	3413.7	3432.9	2946.3	2896.3	2261.7	2100.1	840.4	328.9	265.4	251.9	221.2
62.5°	3679.1	3742.5	3182.9	3190.6	2457.8	2367.5	971.2	317.3	250.0	234.6	203.9
65°	4040.6	4283.0	3573.3	3754.1	2834.8	2871.3	1221.2	284.6	228.9	209.6	188.5
67.5°	4946.5	5211.9	4521.4	4594.5	3717.5	3500.2	1378.9	242.3	201.9	188.5	175.0
70°	6081.1	5890.7	5400.3	4958.0	4232.9	3598.3	1213.5	203.9	178.9	171.2	163.5
72.5°	6392.7	5710.0	5306.1	4642.6	3913.7	3138.7	928.9	175.0	159.6	155.8	150.0
75°	5617.6	4629.1	4652.2	3688.7	3244.4	2392.5	634.7	150.0	138.5	136.5	134.6
77.5°	3592.5	2379.0	2896.3	1823.2	1873.2	1107.8	309.6	125.0	119.2	119.2	115.4
80°	1277.0	792.4	896.2	575.0	523.1	351.9	167.3	100.0	96.2	98.1	96.2
82.5°	382.7	303.9	298.1	232.7	180.8	148.1	92.3	76.9	73.1	75.0	71.2
85°	153.9	119.2	100.0	76.9	63.5	57.7	50.0	51.9	46.2	50.0	44.2
87.5°	9.6	7.7	5.8	7.7	0.0	3.8	9.6	7.7	1.9	7.7	5.8
90°	0.0	0.0	0.0	0.0	0.0	0.0	0.0	0.0	0.0	0.0	0.0
92.5°	0.0	0.0	0.0	0.0	0.0	0.0	0.0	0.0	0.0	0.0	0.0
95°	1.0	1.0	1.0	1.0	1.0	1.0	1.0	1.0	1.0	1.0	1.0
97.5°	4.8	4.5	4.2	4.0	4.0	4.0	4.0	4.5	4.8	5.0	5.5
100°	26.8	26.5	26.2	26.0	25.5	25.0	26.0	26.5	26.8	27.0	27.8
102.5°	48.2	48.5	48.8	49.0	48.5	48.0	49.0	48.5	48.2	48.0	48.5
105°	69.5	70.0	70.5	71.0	70.0	69.0	71.0	70.0	69.5	69.0	69.5
107.5°	91.2	91.5	91.8	92.0	91.5	91.0	92.0	91.5	91.2	91.0	91.2
110°	113.2	113.5	113.8	114.0	113.5	113.0	114.0	113.5	113.2	113.0	113.2



REPORT NUMBER: P227550
 CATALOG NUMBER: ISS-AF-1200-LED-E1-T2-7030-ULG

REPORT N
 CATALOG

CANDELA DISTRIBUTION (continued):

CANDELA

	77.5°	80°	82.5°	85°	87.5°	90°	95°	100°	102.5°	105°	107.5°	
112.5°	135.5	136.0	136.5	137.0	136.0	135.0	137.0	136.0	135.5	135.0	135.2	0°
115°	158.5	159.0	159.5	160.0	159.5	159.0	160.0	159.0	158.5	158.0	158.0	2.5°
117.5°	180.5	181.0	181.5	182.0	181.0	180.0	182.0	181.0	180.5	180.0	180.2	5°
120°	204.5	205.0	205.5	206.0	205.0	204.0	206.0	205.0	204.5	204.0	204.0	7.5°
122.5°	230.0	231.0	232.0	233.0	232.5	232.0	233.0	231.0	230.0	229.0	228.8	10°
125°	254.8	255.5	256.2	257.0	256.5	256.0	257.0	255.5	254.8	254.0	254.0	12.5°
127.5°	278.8	279.5	280.2	281.0	279.5	278.0	281.0	279.5	278.8	278.0	277.8	15°
130°	302.8	303.5	304.2	305.0	304.0	303.0	305.0	303.5	302.8	302.0	301.8	17.5°
132.5°	326.8	327.5	328.2	329.0	328.0	327.0	329.0	327.5	326.8	326.0	325.8	20°
135°	349.5	350.0	350.5	351.0	350.5	350.0	351.0	350.0	349.5	349.0	348.8	22.5°
137.5°	371.0	372.0	373.0	374.0	373.0	372.0	374.0	372.0	371.0	370.0	369.8	25°
140°	393.0	394.0	395.0	396.0	395.0	394.0	396.0	394.0	393.0	392.0	391.5	27.5°
142.5°	413.8	414.5	415.2	416.0	415.5	415.0	416.0	414.5	413.8	413.0	412.8	30°
145°	434.8	435.5	436.2	437.0	436.0	435.0	437.0	435.5	434.8	434.0	433.8	32.5°
147.5°	453.8	454.5	455.2	456.0	454.5	453.0	456.0	454.5	453.8	453.0	452.8	35°
150°	470.0	471.0	472.0	473.0	471.5	470.0	473.0	471.0	470.0	469.0	469.0	37.5°
152.5°	486.8	487.5	488.2	489.0	487.5	486.0	489.0	487.5	486.8	486.0	486.0	40°
155°	504.8	505.5	506.2	507.0	506.0	505.0	507.0	505.5	504.8	504.0	503.8	42.5°
157.5°	519.2	520.5	521.8	523.0	521.5	520.0	523.0	520.5	519.2	518.0	517.8	45°
160°	530.8	531.5	532.2	533.0	532.0	531.0	533.0	531.5	530.8	530.0	530.0	47.5°
162.5°	538.5	539.0	539.5	540.0	538.5	537.0	540.0	539.0	538.5	538.0	538.5	50°
165°	548.5	549.0	549.5	550.0	549.0	548.0	550.0	549.0	548.5	548.0	548.5	52.5°
167.5°	560.0	561.0	562.0	563.0	562.0	561.0	563.0	561.0	560.0	559.0	558.8	55°
170°	567.2	568.5	569.8	571.0	570.0	569.0	571.0	568.5	567.2	566.0	565.5	57.5°
172.5°	568.8	569.5	570.2	571.0	569.5	568.0	571.0	569.5	568.8	568.0	567.8	60°
175°	568.8	569.5	570.2	571.0	569.5	568.0	571.0	569.5	568.8	568.0	568.5	62.5°
177.5°	574.8	575.5	576.2	577.0	575.5	574.0	577.0	575.5	574.8	574.0	574.0	65°
180°	576.0	576.0	576.0	576.0	576.0	576.0	576.0	576.0	576.0	576.0	576.0	67.5°
												70°
												72.5°
												75°
												77.5°
												80°
												82.5°
												85°
												87.5°
												90°
												92.5°
												95°
												97.5°
												100°
												102.5°
												105°
												107.5°
												110°

NUMBER: P227550
 NUMBER: ISS-AF-1200-LED-E1-T2-7030-ULG

REPORT NUMBER: P
 CATALOG NUMBER:

DISTRIBUTION (continued):

CANDELA DISTRIBUTION

110°	112.5°	115°	117.5°	120°	122.5°	125°	127.5°	130°	135°	145°	110°	
761.6	761.6	761.6	761.6	761.6	761.6	761.6	761.6	761.6	761.6	761.6	112.5°	135.5
738.5	725.0	730.8	725.0	728.9	717.4	721.2	711.6	711.6	709.7	700.0	115°	158.0
713.5	700.0	698.1	684.7	686.6	671.2	669.3	652.0	652.0	636.6	607.7	117.5°	180.5
678.9	657.7	655.8	628.9	627.0	605.8	598.1	578.9	577.0	559.6	542.3	120°	204.0
634.7	602.0	596.2	561.6	563.5	540.4	538.5	525.0	525.0	517.3	517.3	122.5°	228.5
584.7	548.1	544.3	517.3	519.3	503.9	505.8	498.1	502.0	505.8	519.3	125°	254.0
538.5	509.6	505.8	488.5	490.4	486.6	492.3	492.3	498.1	507.7	530.8	127.5°	277.5
500.0	475.0	477.0	469.3	477.0	475.0	486.6	484.6	496.2	507.7	536.6	130°	301.5
465.4	452.0	457.7	455.8	465.4	465.4	475.0	477.0	486.6	502.0	534.6	132.5°	325.5
442.3	438.5	444.3	444.3	452.0	453.9	463.5	469.3	475.0	490.4	519.3	135°	348.5
428.9	426.9	432.7	434.6	440.4	442.3	452.0	452.0	461.6	471.2	486.6	137.5°	369.5
409.6	405.8	413.5	413.5	421.2	419.3	430.8	426.9	436.6	440.4	444.3	140°	391.0
396.2	390.4	396.2	394.3	400.0	394.3	400.0	394.3	400.0	400.0	394.3	142.5°	412.5
382.7	376.9	378.9	371.2	376.9	369.3	371.2	363.5	367.3	363.5	365.4	145°	433.5
369.3	361.6	361.6	351.9	351.9	342.3	346.2	338.5	346.2	351.9	350.0	147.5°	452.5
350.0	344.3	344.3	336.6	340.4	336.6	344.3	340.4	342.3	334.6	321.2	150°	469.0
338.5	342.3	340.4	346.2	342.3	336.6	330.8	319.3	317.3	313.5	305.8	152.5°	486.0
321.2	325.0	315.4	323.1	317.3	319.3	315.4	309.6	305.8	301.9	294.2	155°	503.5
296.2	296.2	288.5	300.0	294.2	305.8	301.9	301.9	298.1	292.3	286.6	157.5°	517.5
275.0	276.9	269.2	278.9	275.0	290.4	288.5	294.2	294.2	290.4	275.0	160°	530.0
261.6	257.7	251.9	261.6	259.6	273.1	275.0	286.6	284.6	286.6	273.1	162.5°	539.0
250.0	242.3	236.6	242.3	242.3	253.9	257.7	271.2	273.1	276.9	269.2	165°	549.0
236.6	226.9	223.1	226.9	226.9	238.5	244.2	253.9	259.6	271.2	267.3	167.5°	558.5
225.0	211.6	207.7	211.6	213.5	225.0	230.8	240.4	248.1	263.5	261.6	170°	565.0
211.6	200.0	196.2	201.9	203.9	215.4	221.2	230.8	236.6	253.9	253.9	172.5°	567.5
196.2	186.5	186.5	188.5	192.3	203.9	207.7	221.2	223.1	244.2	246.2	175°	569.0
182.7	176.9	176.9	178.9	182.7	192.3	194.2	207.7	209.6	230.8	236.6	177.5°	574.0
171.2	167.3	167.3	169.2	171.2	178.9	180.8	194.2	198.1	217.3	226.9	180°	576.0
159.6	155.8	153.9	153.9	159.6	165.4	169.2	182.7	184.6	201.9	213.5		
146.2	142.3	142.3	140.4	146.2	150.0	157.7	165.4	169.2	186.5	194.2		
132.7	128.9	128.9	126.9	130.8	138.5	140.4	148.1	150.0	165.4	173.1		
115.4	111.5	111.5	111.5	115.4	117.3	119.2	126.9	130.8	144.2	151.9		
96.2	92.3	94.2	92.3	98.1	90.4	96.2	103.9	107.7	115.4	111.5		
73.1	67.3	69.2	69.2	71.2	65.4	69.2	73.1	76.9	82.7	80.8		
46.2	40.4	44.2	40.4	44.2	38.5	42.3	42.3	46.2	42.3	40.4		
9.6	3.8	9.6	3.8	11.5	0.0	5.8	0.0	3.8	1.9	0.0		
0.0	0.0	0.0	0.0	0.0	0.0	0.0	0.0	0.0	0.0	0.0		
0.0	0.0	0.0	0.0	0.0	0.0	0.0	0.0	0.0	0.0	0.0		
1.0	1.0	1.0	1.0	1.0	1.0	1.0	1.0	1.0	1.0	1.0		
6.0	6.5	7.0	8.5	10.0	11.5	13.0	12.0	11.0	9.0	4.0		
28.5	29.2	30.0	30.5	31.0	31.5	32.0	31.5	31.0	30.0	22.0		
49.0	49.5	50.0	50.2	50.5	50.8	51.0	50.8	50.5	50.0	45.0		
70.0	70.5	71.0	71.0	71.0	71.0	71.0	70.8	70.5	70.0	66.0		
91.5	91.8	92.0	92.2	92.5	92.8	93.0	92.5	92.0	91.0	88.0		
113.5	113.8	114.0	114.0	114.0	114.0	114.0	113.5	113.0	112.0	110.0		

'227550
 ISS-AF-1200-LED-E1-T2-7030-ULG

REPORT NUMBER: P227550
 CATALOG NUMBER: ISS-AF-12

TION (continued):

CANDELA DISTRIBUTION (con

112.5°	115°	117.5°	120°	122.5°	125°	127.5°	130°	135°	145°		155°	165°
135.8	136.0	136.0	136.0	136.0	136.0	135.5	135.0	134.0	132.0	0°	761.6	761.6
158.0	158.0	158.0	158.0	158.0	158.0	157.5	157.0	156.0	154.0	2.5°	690.4	682.7
180.8	181.0	180.8	180.5	180.2	180.0	179.8	179.5	179.0	177.0	5°	592.3	578.9
204.0	204.0	204.0	204.0	204.0	204.0	203.5	203.0	202.0	201.0	7.5°	532.7	528.9
228.2	228.0	228.0	228.0	228.0	228.0	227.8	227.5	227.0	226.0	10°	521.2	527.0
254.0	254.0	253.8	253.5	253.2	253.0	252.8	252.5	252.0	251.0	12.5°	534.6	544.3
277.2	277.0	277.2	277.5	277.8	278.0	277.5	277.0	276.0	274.0	15°	552.0	569.3
301.2	301.0	301.0	301.0	301.0	301.0	300.5	300.0	299.0	298.0	17.5°	565.4	588.5
325.2	325.0	325.0	325.0	325.0	325.0	324.2	323.5	322.0	321.0	20°	567.3	590.4
348.2	348.0	348.0	348.0	348.0	348.0	347.2	346.5	345.0	345.0	22.5°	550.0	565.4
369.2	369.0	369.0	369.0	369.0	369.0	368.5	368.0	367.0	367.0	25°	505.8	513.5
390.5	390.0	390.0	390.0	390.0	390.0	389.8	389.5	389.0	388.0	27.5°	450.0	448.1
412.2	412.0	412.0	412.0	412.0	412.0	411.5	411.0	410.0	410.0	30°	392.3	388.5
433.2	433.0	433.2	433.5	433.8	434.0	433.5	433.0	432.0	431.0	32.5°	371.2	357.7
452.2	452.0	452.5	453.0	453.5	454.0	453.8	453.5	453.0	452.0	35°	338.5	334.6
469.0	469.0	469.5	470.0	470.5	471.0	470.8	470.5	470.0	469.0	37.5°	326.9	359.6
486.0	486.0	486.2	486.5	486.8	487.0	486.8	486.5	486.0	485.0	40°	313.5	353.9
503.2	503.0	503.2	503.5	503.8	504.0	503.8	503.5	503.0	503.0	42.5°	301.9	325.0
517.2	517.0	517.5	518.0	518.5	519.0	519.0	519.0	519.0	519.0	45°	280.8	290.4
530.0	530.0	530.5	531.0	531.5	532.0	532.0	532.0	532.0	532.0	47.5°	271.2	267.3
539.5	540.0	540.5	541.0	541.5	542.0	541.8	541.5	541.0	541.0	50°	263.5	263.5
549.5	550.0	550.8	551.5	552.2	553.0	552.8	552.5	552.0	552.0	52.5°	257.7	253.9
558.2	558.0	558.5	559.0	559.5	560.0	560.0	560.0	560.0	561.0	55°	250.0	246.2
564.5	564.0	564.2	564.5	564.8	565.0	565.2	565.5	566.0	567.0	57.5°	244.2	234.6
567.2	567.0	567.5	568.0	568.5	569.0	568.8	568.5	568.0	569.0	60°	238.5	228.9
569.5	570.0	570.8	571.5	572.2	573.0	572.8	572.5	572.0	572.0	62.5°	234.6	223.1
574.0	574.0	574.8	575.5	576.2	577.0	577.0	577.0	577.0	578.0	65°	228.9	217.3
576.0	576.0	576.0	576.0	576.0	576.0	576.0	576.0	576.0	576.0	67.5°	221.2	205.8
										70°	205.8	192.3
										72.5°	190.4	175.0
										75°	167.3	153.9
										77.5°	140.4	125.0
										80°	105.8	96.2
										82.5°	76.9	65.4
										85°	34.6	25.0
										87.5°	0.0	0.0
										90°	0.0	0.0
										92.5°	0.0	0.0
										95°	1.0	1.0
										97.5°	3.0	2.0
										100°	14.0	10.0
										102.5°	38.0	32.0
										105°	61.0	56.0
										107.5°	84.0	80.0
										110°	106.0	103.0



REPORT NUMBER: P227550

CATALOG NUMBER: ISS-AF-1200-LED-E1

00-LED-E1-T2-7030-ULG

tinued):

175°	180°
761.6	761.6
678.9	677.0
575.0	571.2
528.9	527.0
528.9	528.9
552.0	552.0
578.9	578.9
598.1	600.0
603.9	605.8
575.0	575.0
519.3	519.3
446.2	453.9
380.8	388.5
338.5	344.3
325.0	326.9
357.7	359.6
351.9	355.8
301.9	303.9
271.2	271.2
259.6	257.7
259.6	255.8
267.3	265.4
255.8	255.8
250.0	250.0
244.2	244.2
242.3	240.4
242.3	238.5
238.5	232.7
225.0	209.6
192.3	178.9
155.8	153.9
121.2	123.1
92.3	92.3
67.3	55.8
19.2	19.2
0.0	0.0
0.0	0.0
0.0	0.0
1.0	1.0
2.0	2.0
8.0	8.0
28.0	28.0
54.0	54.0
77.0	78.0
102.0	101.0

CANDELA DISTRIBUTION (continued):

	155°	165°	175°
112.5°	129.0	126.0	124.0
115°	151.0	149.0	147.0
117.5°	174.0	172.0	170.0
120°	198.0	196.0	195.0
122.5°	223.0	221.0	220.0
125°	248.0	247.0	246.0
127.5°	272.0	270.0	269.0
130°	294.0	293.0	292.0
132.5°	318.0	317.0	314.0
135°	341.0	339.0	337.0
137.5°	364.0	363.0	360.0
140°	386.0	385.0	383.0
142.5°	407.0	408.0	406.0
145°	428.0	428.0	426.0
147.5°	448.0	447.0	444.0
150°	465.0	464.0	462.0
152.5°	482.0	483.0	480.0
155°	501.0	502.0	500.0
157.5°	516.0	517.0	515.0
160°	529.0	529.0	527.0
162.5°	538.0	539.0	536.0
165°	548.0	549.0	547.0
167.5°	558.0	559.0	556.0
170°	565.0	566.0	563.0
172.5°	567.0	569.0	566.0
175°	569.0	570.0	569.0
177.5°	574.0	575.0	573.0
180°	576.0	576.0	576.0



-T2-7030-ULG

180°
124.0
146.0
169.0
193.0
219.0
244.0
267.0
290.0
313.0
336.0
359.0
382.0
404.0
425.0
444.0
461.0
479.0
499.0
513.0
525.0
535.0
546.0
555.0
562.0
565.0
567.0
572.0
576.0

(END OF REPORT)